

Editorial

Dear Friends,

Greetings to you all!

Authorship is now a popular term in medical circles, mainly for those at the edges of their profession. But the question of how and when eye surgeons become authors is a difficult one; and exactly who qualifies, depends on how you define the term. What does it really mean to call an ophthalmologist, also an author?

The meaning of the word 'author' has shifted significantly through history and has been the subject of intense scrutiny over the last 40 years. The earliest definitions are not associated with writing per se, but rather denote 'the person who originates or gives existence to anything'.

Over the centuries, the relationship between the author and the text has changed. The earliest sacred texts are authorless, their origins lost in history. In fact, the ancient, anonymous origin of such texts serves as a kind of authentication. But, scientific texts demand an author's name as validation. Text has become a kind of private property, owned by the author. With the rise of scientific method, on the other hand, scientific texts and mathematical proofs were no longer seen as authored texts but as discovered truths. The ever-present pressure of promotions and name-game only muddies the water further.

In this issue we salute the great personality Charles L Schepens for his unparalleled contribution to the ophthalmic science. And then move on to the intricacies of Pterygium management, Cosmetic Reformatations. Some light is thrown on the retinal arterial occlusions and so also on management of traumatic cataract.

Pupil is also enlightened upon and the Quiz is made easier this time as we received only 4 correct entries in the last issue. Practical management of Dry Eye syndrome is very well covered by the authors.

Ophthalmologists-as-author could help us to rethink a process, expand eye treatment methods and elaborate our historical frame to incorporate all forms of ocular methodologies. But while theories of medical authorship may change the way work is made, the primary concern of both the reader and the critic is not who made it, but rather what it depicts and how it depicts it.

Welcoming you all to our Annual UPSOS Conference at Jhansi from 25th to 27th October, 2013.

Team UPJO

Editor

Dr Gunjan Prakash

MBBS (AIIMS), MD (AIIMS), DNB, MNAMS

B-2/22, Kamla Nagar,


Agra, Uttar Pradesh, India

Mobile : +91 9319204073

Emails: editorupjo@rediffmail.com

gunjan_prakash@rediffmail.com

Foldable Hydrophobic Acrylic Intraocular Lens



Supra Phob Toric


- Double Muscle Dual Haptic - For better Centration & stability
- Anterior Aspheric Toric - Better Functional vision
- Astigmatism corrected - Sharp Vision

Preloaded System

GALAXY Series

TURBO VIT

SKILLED VITRECTOMY SYSTEM




ELECTROM - 532 ILS

Fully Integrated Laser Slit Lamp



AAOM LEGEND TRUGLOW FS - 1



Preloaded System

Marketed by :

**APPASAMY
ASSOCIATES**
Empowering Vision*

20, SBI Officers' Colony, First Street, Arumbakkam, Chennai - 600 106, INDIA
Tel : (91-44) 32980153, 32980154, 23631039, 23630363
Fax : (91-44) 23631208
Email: info@appasamy.com Website: www.appasamy.com